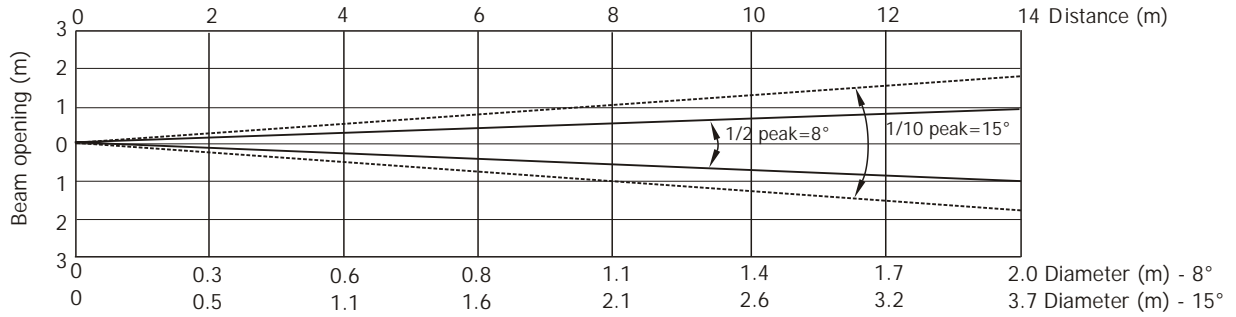


Robin Cyclone

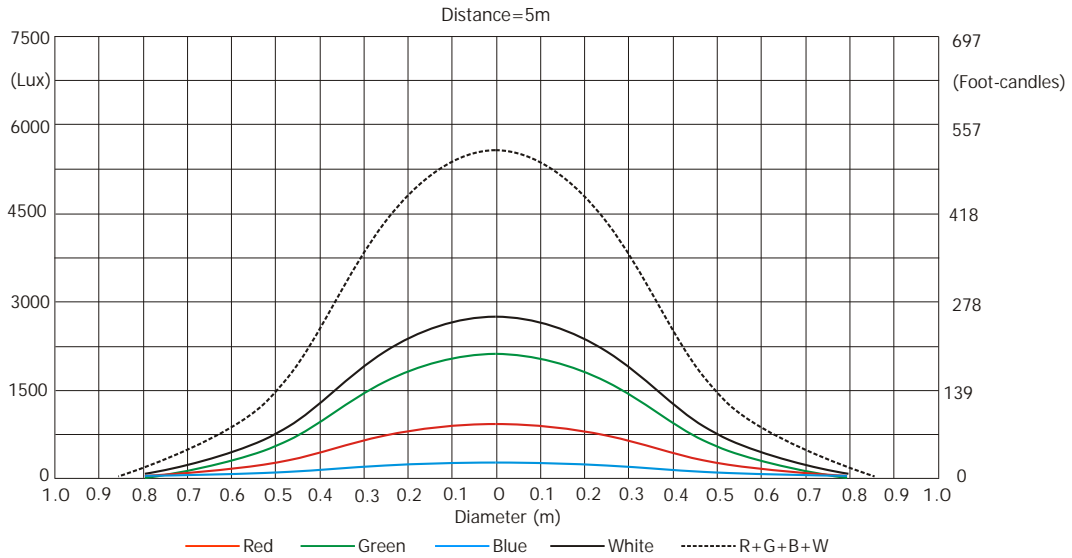
Photometric Diagram

Min. Zoom



Distance (m)	2	4	5	6	8	10	12	14	
Red	5313/494	1328/123	850/79	590/55	332/31	213/20	148/14	108/10	Intensity (center) Lux/Footcandles
Green	12625/1173	3156/293	2020/188	1402/130	789/73	505/47	351/33	258/24	
Blue	51688/157	422/39	270/25	188/17	105/10	67/6	47/4.4	34/3	
White	16625/1545	4156/386	2660/247	1847/172	1039/97	665/62	462/43	339/32	
R+G+B+W	34625/3218	8656/804	5540/514	3847/357	2164/201	1385/129	962/89	707/66	

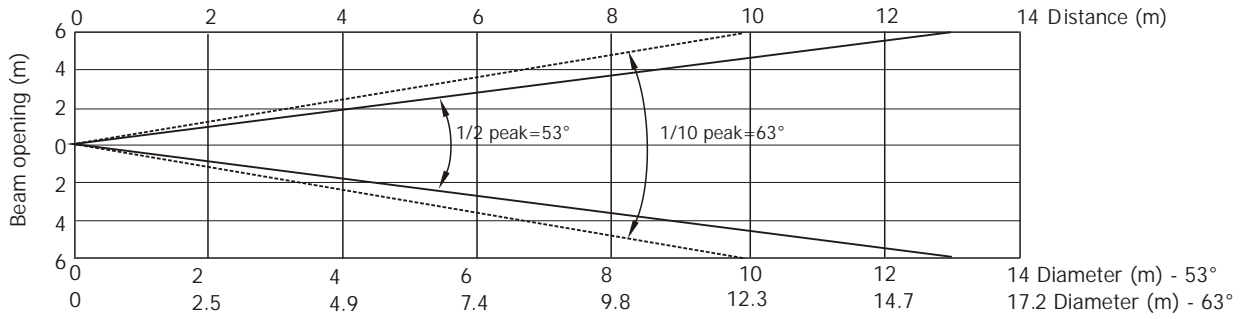
Illuminance distribution



Robin Cyclone

Photometric Diagram

Max. zoom



Distance (m)	2	4	5	6	8	10	12	14	
Red	325/30	81/8	52/5	36/3.4	20/2	13/1.2	9/0.8	7/0.6	Intensity (center) Lux/Footcandles
Green	813/76	203/19	130/12	90/8	51/5	33/3	23/2	17/1.5	
Blue	113/11	28/3	18/1.7	13/1.2	7/0.7	5/0.4	3/0.3	2/0.2	
White	1094/102	274/25	175/16	121/11	68/6	44/4	30/3	22/2	
R+G+B+W	2200/204	550/51	352/33	244/23	138/13	88/8	61/6	45/4	

Illuminance distribution

Distance=5m

